

Features

- Two-way, bi-amplified screen channel system
- SC-412 provides 90° horizontal by +20° to -30° vertical coverage
- Low-distortion waveguides provide highly articulate dialogue
- Shallow depth (20") facilitates installation



Developed specifically for the unique requirements of professional motion picture playback, the SC-412 extends QSC's commitment to the cinema market. As a member of the DCS Digital Cinema Speaker Series, the SC-412 is a two-way, bi-amplified screen channel loudspeaker system comprised of two main units—the HF-75 high-frequency system and the LF-4115 low-frequency system.

The HF-75 high-frequency system features a 3" large format (75mm) titanium diaphragm compression driver mounted on a custom designed high-frequency cinema horn with an adjustable pan and tilt bracket. The HF-75 includes a driver protection and equalization network. DC blocking capacitors protect against DC or low-frequency signals that would likely destroy an unprotected driver. Power limiter circuitry protects the driver from overpowering and a response correction filter smoothes the frequency response of the horn/driver combination. The driver and equalization network provides for more reliable operation, ensuring the show will go on.

The LF-4115 15" (381mm) low-frequency enclosure is designed specifically to address the extended low-frequency response required for cinema applications. The LF-4115 covers the frequency range from 35 Hz to 1000 Hz, depending upon the high-frequency system requirements.

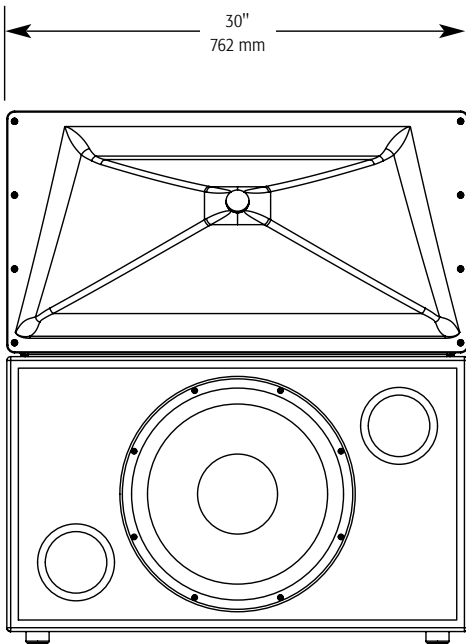
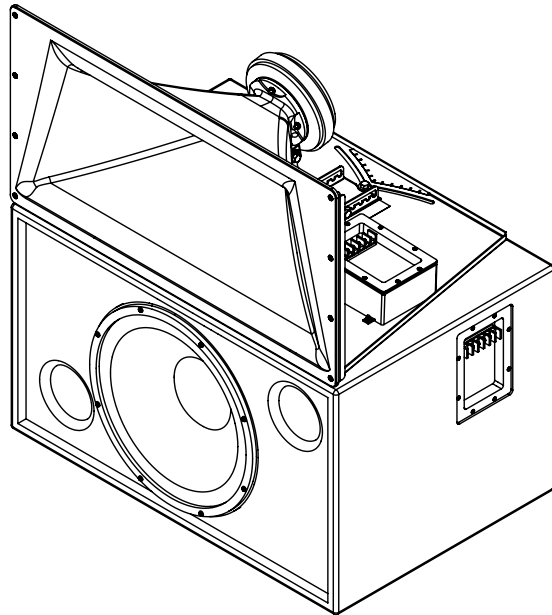
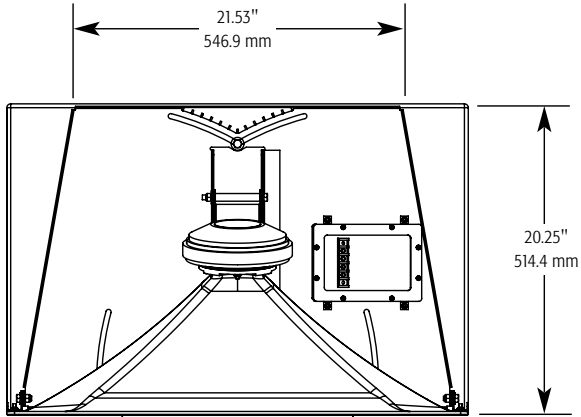
The SC-412 is designed for ease of installation. The HF-75 components come pre-assembled to reduce field assembly time. Three bolts are all that are required to secure the HF-75 to the top of the LF-4115 enclosure.

Specifications

	SC-412	
Nominal Coverage	90° horizontal x +20 to -30° vertical	
Frequency Range	33 Hz - 16 kHz (-6 dB)	
Crossover Frequency	700 Hz, 24 dB per octave	
	LF-4115	HF-75
Impedance	4Ω	8Ω
Sensitivity 1 watt/1 meter, half space	93.5 dB	107.5 dB
Maximum Input Power ¹		
8 hours of 6 db crest factor IEC 268 noise spectrum	400 W RMS	60 W RMS
2 hours of 6 db crest factor pink noise, 50 Hz - 20 kHz, AES method	500 W RMS	80 W RMS
Recommended Amplifier Power	800 W RMS maximum	100 W RMS maximum
Recommended Processing	Subsonic filter below 30 Hz, > 18 dB per octave	4th order LR crossover at 700 Hz
Connectors	Barrier strip screw terminals accept up to #10 AWG stranded wire	Barrier strip screw terminals accept up to #10 AWG stranded wire
Transducers	One 15" (381mm) high efficiency, extended bass woofer featuring a 4" copper voice coil	1.5" (38mm) exit, 3" titanium diaphragm compression driver
Enclosure	Quasi B4 alignment, ported enclosure with fully flared ports, symmetrical port design, tuned to 36 Hz, constructed of MDF and heavily braced. Features vandal resistant woofer mounting bolts	Tilt/Pan Bracket ±10° vertical tilt ±10° horizontal pan
Dimensions (HWD)	18.5" x 30" x 20.3" (470 mm x 762 mm x 516 mm)	16" x 30" x 20" (406 mm x 762 mm x 508 mm)
Weight - Net	83 lbs (38 kg)	40 lbs (18.4 kg)
System Weight	123 lbs (56.4 kg)	
Baffle Cut-Out	35.5" x 32"	

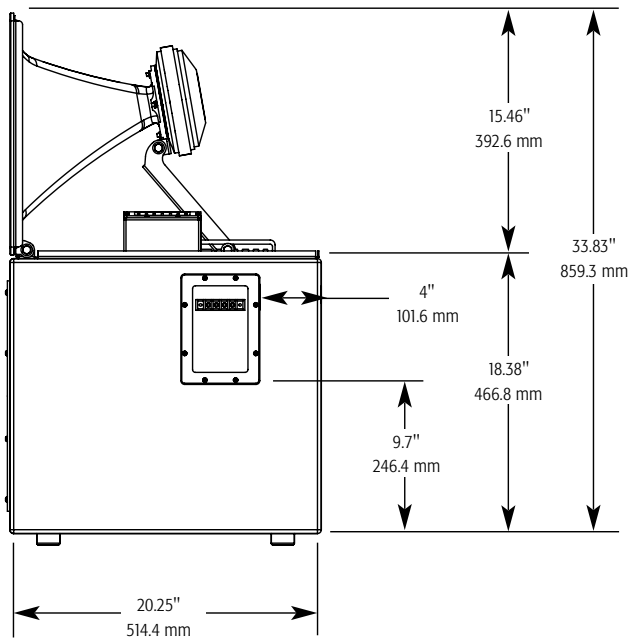
¹) Maximum input power tested in accordance with IEC 268-5 recommendations, 50 Hz - 20 kHz band limiting, 6 dB signal crest factor.

Top



Front

Side



Specifications subject to change without notice.